


# Moving On In

## TRANSITION TO PREKINDERGARTEN FOR CHILDREN WITH INTENSIVE NEEDS



*Prepared by the following Partners:*

Good Spirit School Division, Sunrise Health Region, Christ the Teacher Catholic School Division, KidsFirst Yorkton, Families First Kamsack, Parkland Early Childhood Intervention Program



*Christ the Teacher*



## ABOUT *Moving On In*

***Moving on In*** focuses on the transition to Prekindergarten for children with intensive needs. Families play a vital role in ensuring their children's transition is successful. This booklet can facilitate the process.

*"Remember you are the parent; you know your child best."*

Please use this booklet as a planning tool and guide for your child's entry into Prekindergarten. This booklet outlines suggestions you could follow as the school division learns about your child.

***Moving On In*** was created by the following partners:

- Sunrise Health Region - Children's Therapy Program
- Parkland Early Childhood Intervention Program
- Good Spirit School Division
- Christ the Teacher Catholic School Division
- KidsFirst Program—Yorkton
- Families First Program—Kamsack

For information on Prekindergarten programs please contact:

***Good Spirit School Division***

*63 King Street East  
Yorkton, Sask. S3N 0T7  
Phone: (306) 786-5500  
Fax: (306) 783-0355*

***Christ the Teacher Catholic School Division***

*45A Palliser Way  
Yorkton, Sask. S3N 4C5  
Phone: (306) 783-8787  
Fax: (306) 783-4992*

# TRANSITION TO PREKINDERGARTEN FOR CHILDREN WITH INTENSIVE NEEDS

## INTRODUCTION

It is important for children to feel comfortable and happy on their first day of Prekindergarten. Entering Prekindergarten will be a new experience for your child. Your child's team is here to support both you and your child. Your child's team will include the school staff and any other service providers that are currently working with your child.

Your child may need more time to settle into Prekindergarten and you may experience many emotions during this time. You may have questions about the program and available supports. It is important to discuss your questions and concerns with your child's team.

Once your child has been accepted it is important to plan to help your child to successfully adjust to Prekindergarten. It is important to continue to communicate with the teacher to review your child's program and progress. Questions are included on pages 5 and 6 to help you identify information that is important for the team to know about your child.

## INCLUSION AND INTERVENTION PLANS

Most organizations that you have worked with to this point have a written plan outlining goals for your child and supports in place. In the school system, this document is called an Inclusion and Intervention Plan (IIP). You and the professionals involved will work together to identify goals for your child in Prekindergarten. The IIP is a working document that your child's team will use throughout this school year to monitor your child's progress towards their goals. You will be provided a copy of your child's IIP. Establishing a communication routine with the Prekindergarten teacher will enable you to talk about your child's needs on a regular basis.

***“Parents need professionals. Professionals need parents.  
The children need us both.”***

Federation of Invisible Disabilities -Parent Reference and Resource Kit [www.fids.bc.ca](http://www.fids.bc.ca)











## GETTING READY TO...

*Move On In!*

### ONCE YOUR CHILD HAS BEEN ACCEPTED INTO PREKINDERGARTEN

1. Contact your support providers (Children’s Therapies, PECIP, KidsFirst, etc.) to let them know what Prekindergarten your child will be attending. For any professional to share information with a school division, parents must sign a Release of Information Form. Signing this form allows the whole team to work together.
2. Following acceptance, a school staff member will contact you to set up a transition meeting. Please tell the school the names of your child’s support providers. (See “Preparing for Your Child’s Transition Meeting” on pages 5/6)
3. You may wish to create a binder to keep all information on your child in one place. This may include:
  - ☞ Assessments
  - ☞ Medical diagnosis
  - ☞ Family Service Plan/Therapy Plan
  - ☞ Discharge/Transition Report
  - ☞ Inclusion and Intervention Plans (IIP)
  - ☞ Progress Reports
  - ☞ Correspondence
  - ☞ Important names and contacts
  - ☞ This booklet
  - ☞ Your child’s contact information – (See “My Child’s Team Contact Information” on pages 7/8)

## **FREQUENTLY ASKED QUESTIONS**

-  What will the Prekindergarten day look like?
-  What if my child still needs a nap?
-  Who do I communicate with at the school (if child is ill, if his or her needs change, if I have programming concerns, etc.)?
-  Will I be able to meet with the teacher before school starts?
-  When is my child's first day of Prekindergarten?
-  How will therapy services be provided?
-  How will home-school communication be set up?
-  Are the necessary toileting and diapering facilities available for my child?
-  How will my child's progress be monitored?
-  Who do I talk to if I have concerns about transporting my child to school?

## **PREPARING FOR YOUR CHILD'S TRANSITION MEETING**

Feel free to bring notes to the meeting to remind yourself of questions you'd like to ask or important things you'd like to share. Assessments from Wascana Children's Program and medical diagnosis from your child's doctor are examples of important information that should be shared with your child's team. Here are some questions to consider before meeting with your child's team:

**What does your child do best?**

**What are your child's interests?**

**What are your goals, hopes, and dreams for your child in Prekindergarten?**

**What help (if any) does your child need with dressing, using the bathroom, or other tasks?**

**How does your child express frustration or discomfort?**

**Does your child have any concerning behaviours that we should be aware of?**

**\* How do you handle them at home?**

**How does your child comfort him/herself?**

**What special health or medical needs does your child have? (Please bring any reports with you to the meeting.)**

**What are your child's food preferences? (likes/dislikes)**

**Does your child have any allergies, sensitivities, or safety concerns?**

**Does your child have or require any specialized equipment?**

**Other information you want to share with your child's team:**

**Questions you have for the team:**

**Who are the members of your child's team? (Fill out "My Child's Team Contact Information on the following pages)"**

# MY CHILD'S TEAM CONTACT INFORMATION

	TEAM MEMBER	CONTACT INFORMATION
Parents		
Sunrise Children's Therapy		
Speech/Language Pathologist		
Occupational Therapist		
Physical Therapist		
Psychologist		
ASD Consultant		
CTP Social Worker/ Counsellor		
Wascana Children's Program		
Alvin Buckwold Child Development Program		
SHR: Mental Health and Addictions Services		
Social Services		
Corrections Public Safety and Policing		
Parkland ECIP		
Yorkton KidsFirst Program		
Kamsack Family First		

## MY CHILD'S TEAM CONTACT INFORMATION Continued

	TEAM MEMBER	CONTACT INFORMATION
Family Support Program		
SPARC		
CNIB		
Child Care Provider		
Other		
<b>School</b>		
Prekindergarten Teacher		
Educational Assistant(s)		
Student Support Teacher		
Principal/Vice - Principal		
<b>School Division</b>		
Student Services Coordinator		

A copy of "My Child's Team Contact Information" should be given to the school.